

NSAI

ECE TYPE-APPROVAL CERTIFICATE



Communication Concerning:² ~~Approval granted~~
~~Approval extended~~
~~Approval refused~~
~~Approval withdrawn~~
~~Production definitively discontinued~~

Of a type of ~~vehicle~~/component/~~separate technical unit~~² with regard to Regulation No. 10.
Of a type of electrical/electronic sub-assembly² with regard to Regulation No.10.

Approval No: E24*10R06/02*5324*00

Reason for extension:

-N/A

1. Make (trade name of manufacturer):



2. Type and general commercial description:

TRB140
LTE Cat 4 Ethernet Gateway

Variant(s):

N/A

3. Means of identification of type, if marked on the ~~vehicle~~/
component/separate technical unit²:

Type Designation

3.1 Location of that marking:

On top of the device

4. Category of vehicle:

N/A

5. Name and address of manufacturer:


TELTONIKA NETWORKS, UAB
K.Baršausko st. 66, LT-51436, Kaunas,
Lithuania

6. In the case of components and separate technical units,
location and method of affixing of the approval mark:

Adhesive label on top of the product


7. Address(es) of assembly plant(s):

TELTONIKA EMS, UAB
Paluokesos st. 11, LT-33133, Molėtai,
Lithuania




NSAI

Approval No: E24*10R06/02*5324*00

8. Additional information (where applicable): *See appendix below*
9. Technical service responsible for carrying out the tests: *SGS-TÜV Saar GmbH,
Am TÜV 1,
D-66280 Sulzbach,
Germany.*
10. Date of test report: *03.01.2024*
11. Number of test report: *HOM ECN T23/231-00*
12. Remarks (if any): *See Appendix below*
13. Place: *Dublin*
14. Date: *06th February, 2024*
15. Signature: 
16. The index to the information package lodged with the approval authority, which may be obtained on Request, is attached.



-
1. Distinguishing number of the country which issued/extended/refused or withdrawn approval.
(see Regulation, provisions on approval).
2. Strike out what does not apply.



NSAI

Approval No: E24*10R06/02*5324*00

Appendix

To type-approval communication concerning the type approval of an electrical/electronic sub-assembly under Regulation No.10.

1. Additional information
 - 1.1. Electrical system rated voltage: **DC 12V/24V, negative ground**
 - 1.2. This ESA can be used on any vehicle type with the following restrictions: **See manufacturer's specifications.**
 - 1.2.1 Installation conditions, if any: **See manufacturer's specifications.**
 - 1.3. This ESA can only be used on the following vehicle types: **N/A**
 - 1.3.1 Installation conditions, if any: **N/A**
 - 1.4. The specific test method(s) used and the frequency ranges covered to determine immunity were: **Bulk Current Injection Method:
Frequency: (20 – 400 MHz)
Absorber Chamber Test:
Frequency: (400 – 2000 MHz)**
 - 1.5. Laboratory accredited to ISO 17025 and recognized by the Approval Authority responsible for carrying out the tests: **SGS-TÜV Saar GmbH**
2. Remarks: **N/A**

Appendix to type-approval communication concerning the type approval of a vehicle under Regulation No.10.

1. Additional information
2. Electrical system rated voltage: **N/A**
3. Type of bodywork: **N/A**
4. List of electronic systems installed in the tested vehicle(s) not limited to the items in the information document: **N/A**
 - 4.1. Vehicle equipped with 24 GHz short-range radar equipment (yes/no/optional)²: **N/A**
5. Laboratory accredited to ISO 17025 and recognized by the Approval Authority responsible for carrying out the tests: **N/A**
6. Remarks: **N/A**