

How to reboot devices from RMS?

[Main Page](#) > [IoT Platforms](#) > [RMS](#) > [RMS FAQ](#) > **How to reboot devices from RMS?**

Reboot

To **Reboot** device(s) selected from your device table go to the RMS web page, Left sidebar panel, (**Management** → **Devices**) and click on **Devices** submenu.


Move your mouse pointer to the Top control **Actions** menu and select **Reboot** (Actions → Reboot).





The **Reboot** function is used to reboot devices selected from your device table.

Instructions

1. Select the device(s) that you wish to reboot.
2. Move your mouse pointer to the Actions menu and click **Reboot**.
3. You will get a pop-up asking whether you really want to reboot the selected device(s). If you're ready to proceed, click **Yes**.
4. The next pop-up box will display the status of each device.

If the reboot is successful in the Status column you will you will get a message:  **Successfully Rebooted device**.

Important!

- Your device(s) will be unreachable for a few minutes and shown as (**Offline**) in RMS.
- When the  red circle (**Offline**) will change to  green circle (**Online**) the device(s) have been rebooted and now are fully operational.