

QSG BAT120

[Main Page](#) > [BAT Uninterruptable Power Supplies](#) > [BAT120](#) > **QSG BAT120**

This Wiki page contains the online version of the Quick Start Guide (QSG) for the BAT120 Uninterruptable Power Supply. Here you will find an overview of the various components on the front and back of a BAT120 device, hardware installation instructions, first login information, device specifications, and general safety information. It is highly recommended to acquaint yourself with the Quick Start Guide before using the device. You can also locate a printed version of the Quick Start Guide in the packaging box of your device.



Contents

- [1 Safety information](#)
- [1.1 General](#)
- [1.2 Warning](#)
- [1.3 Operating conditions](#)
- [1.4 Storing conditions](#)
- [1.5 Faulty and damaged products](#)
- [1.6 Electrical safety](#)
- [1.7 Product handling](#)
- [2 Front view](#)
- [3 Back view](#)
- [4 Connectors](#)
- [5 Video Quick Start Guide](#)
- [6 Hardware installation](#)



Safety information

Before starting operating the device, please review recommendations and precautions to minimize the possibility of accidents. Safety precautions presented are supplementary and subject to the local safety regulations. When various operations are executed on the device, the user must fully follow the safety instructions and recommendations provided with the device.

General

Technical specifications

Input voltage range	9 - 30 VDC
Output voltage in passthrough mode	9 - 30 VDC
Output voltage in battery mode	12 VDC
Max output power/current in battery mode	22 W/1.8 A
Battery capacity	2600 mAh, 17 Wh
Working temperature	0 °C to 45 °C

Bundled accessories specifications*

Power adapter	Input: 0.8A@100-240 VAC, Output: 12 VDC, 2 A, 4-pin plug
Power cable	4-pin to 4-pin power cable 4 x 0.2 mm ² (24 AWG)

* Order code dependant.

BAT120 uninterruptable power supply must be used in compliance with any and all applicable national and international laws and with any special restrictions regulating the utilization of the communication module in prescribed applications and environments.

CE Declaration of Conformity

[BG] Bulgarian	С настоящето, TELTONIKA NETWORKS декларира, че BAT120 е в съответствие със съществените изисквания и другите приложими разпоредби на Директива 2014/30/EU и 2014/35/EU.
[HR] Croatian	Ovim TELTONIKA NETWORKS izjavljuje da je ovaj BAT120 u skladu s bitnim zahtjevima i ostalim relevantnim odredbama Direktive 2014/30/EU i 2014/35/EU.
[CZ] Czech	TELTONIKA NETWORKS tímto prohlašuje, že BAT120 splňuje základní požadavky a všechna příslušná ustanovení Směrnice 2014/30/EU i 2014/35/EU.
[DK] Danish	Undertegnede TELTONIKA NETWORKS erklærer herved, at følgende udstyr BAT120 overholder de væsentlige krav og øvrige relevante krav i direktiv 2014/30/EU og 2014/35/EU.
[NL] Dutch	Hereby, TELTONIKA NETWORKS declares that this BAT120 is in compliance with the essential requirements and other relevant provisions of Directive 2014/30/EU en 2014/35/EU.
[EE] Estonian	Käesolevaga kinnitab TELTONIKA NETWORKS seadme BAT120 vastavust direktiivi 2014/30/EU ja 2014/35/EU põhinõuetele ja nimetatud direktiivist tulenevatele teistele asjakohastele sätetele.
[FI] Finish	TELTONIKA NETWORKS vakuuttaa täten että BAT120 tyyppinen laite on direktiivin 2014/30/EU ja 2014/35/EU oleellisten vaatimusten ja sitä koskevien direktiivin muiden ehtojen mukainen.
[FR] French	TELTONIKA NETWORKS déclare que cette BAT120 est conforme aux exigences essentielles et aux autres dispositions pertinentes de la directive 2014/30/EU et 2014/35/EU.
[DE] German	Hiermit erklärt TELTONIKA NETWORKS, dass dieser BAT120 den grundlegenden Anforderungen und anderen relevanten Bestimmungen der Richtlinie 2014/30/EU und 2014/35/EU entspricht.
[GR] Greek	ΜΕ ΤΗΝ ΠΑΡΟΥΣΑ Ο ΚΑΤΑΣΚΕΥΑΣΤΗΣ ΤΕΛΤΟΝΙΚΑ ΝΕΤΟΥΡΚΣ ΔΗΛΩΝΕΙ ΟΤΙ ΒΑΤ120 ΣΥΜΜΟΡΦΩΝΕΤΑΙ ΠΡΟΣ ΤΙΣ ΟΥΣΙΩΔΕΙΣ ΑΠΑΙΤΗΣΕΙΣ ΚΑΙ ΤΙΣ ΛΟΙΠΕΣ ΣΧΕΤΙΚΕΣ ΔΙΑΤΑΞΕΙΣ ΤΗΣ ΟΔΗΓΙΑΣ 2014/30/EU ΚΑΙ 2014/35/EU.
[HU] Hungarian	A TELTONIKA NETWORKS ezzennel kijelenti, hogy a BAT120 típusú berendezés teljesíti az alapvető követelményeket és más 2014/30/EU és 2014/35/EU irányelvben meghatározott vonatkozó rendelkezéseket.
[IE] Irish	Leis seo, dearbhaíonn TELTONIKA NETWORKS go gcomhlíonann an BAT120 seo bunriachtanais agus forálacha ábhartha eile Threoir 2014/30/EU agus 2014/35/EU.
[IT] Italian	Con la presente, TELTONIKA NETWORKS dichiara che questo BAT120 è conforme ai requisiti essenziali e ad altre disposizioni pertinenti della Direttiva 2014/30/EU e 2014/35/EU.
[LV] Latvian	Ar šo TELTONIKA NETWORKS deklarē, ka BAT120 atbilst Direktīvas 2014/30/EU un 2014/35/EU būtiskajām prasībām un citiem ar to saistītajiem noteikumiem.
[LT] Lithuanian	Šiuo dokumentu UAB TELTONIKA NETWORKS deklaruoja, kad šis BAT120 atitinka esminius reikalavimus ir kitas 2014/30/EU ir 2014/35/EU Direktyvos nuostatas.

[MT] Maltese	Hawnhekk, TELTONIKA NETWORKS tiddikjara li dan l-BAT120 huwa konformi mar-rekwiżiti essenzjali u dispozizzjonijiet rilevanti oħra tad Direttiva 2014/30/EU u 2014/35/EU.
[NO] Norwegian	TELTONIKA NETWORKS Erklærer herved at BAT120 er i samsvar med de grunnleggende krav og øvrige relevante krav i direktiv 2014/30/EU og 2014/35/EU.
[PL] Polish	Niniejszym TELTONIKA NETWORKS deklaruje że BAT120 jest zgodny z zasadniczymi wymaganiami i innymi właściwymi postanowieniami Dyrektywy 2014/30/EU oraz 2014/35/EU.
[PT] Portuguese	Eu, TELTONIKA NETWORKS declaro que o BAT120 cumpre os requisitos essenciais e outras provisões relevantes da Directiva 2014/30/EU e 2014/35/EU.
[RO] Romanian	Prin prezenta, TELTONIKA NETWORKS declară că aparatul BAT120 este în conformitate cu cerințele esențiale și cu alte prevederi pertinente ale Directivei 2014/30/EU și 2014/35/EU.
[SK] Slovak	Spoločnosť TELTONIKA NETWORKS týmto vyhlasuje, že smerovač BAT120 je v súlade so základnými požiadavkami a ďalšími príslušnými ustanoveniami smernice 2014/30/EU a 2014/35/EU.
[SI] Slovenian	TELTONIKA NETWORKS izjavlja, da je ta BAT120 v skladu z bistvenimi zahtevami in drugimi relevantnimi določili direktive 2014/30/EU in 2014/35/EU.
[ES] Spanish	Por la presente, TELTONIKA NETWORKS declara que este BAT120 cumple con los requisitos esenciales y otras exigencias relevantes de la Directiva 2014/30/EU y 2014/35/EU.
[SE] Swedish	Härmed intygar TELTONIKA NETWORKS att denna BAT120 är i överensstämmelse med de väsentliga egenskapskrav och övriga relevanta bestämmelser som framgår av direktiv 2014/30/EU och 2014/35/EU.

FCC

This device complies with Part 15 of the FCC Rules. Operation is subject to the following two conditions:

1. This device may not cause harmful interference.
2. This device must accept any interference received, including interference that may cause undesired operation.

This equipment has been tested and found to comply with the limits for a Class B digital device, pursuant to Part 15 of the FCC Rules. These limits are designed to provide reasonable protection against harmful interference in a residential installation. This equipment generates, uses and can radiate radio frequency energy and if not installed and used in accordance with the instructions, may cause harmful interference to radio communications. However, there is no guarantee that interference will not occur in a particular installation. If this equipment does cause harmful interference to radio or television reception, which can be determined by turning the equipment off and on, the user is encouraged to try to correct the interference by one or more of the following measures:

- Reorient or relocate the receiving antenna.
- Increase the separation between the equipment and receiver.
- Connect the equipment into an outlet on a circuit different from that to which the receiver is connected.
- Consult the dealer or an experienced radio/TV technician for help.

FCC Caution: Changes or modifications not expressly approved by the party responsible for compliance could void the user's authority to operate the equipment.

ISED Canada

This device contains license-exempt transmitter(s)/receiver(s) that comply with Innovation, Science, and Economic Development Canada's license-exempt RSS(s). Operation is subject to the following two conditions:

1. This device may not cause interference;
2. This device must accept any interference, including interference that may cause undesired operation of the device.


L'émetteur/récepteur exempt de licence contenu dans le présent appareil est conforme aux CNR d'Innovation, Sciences et Développement économique Canada applicables aux appareils radio exempts de licence. L'exploitation est autorisée aux deux conditions suivantes:


1. L'appareil ne doit pas produire de brouillage;
2. L'appareil doit accepter tout brouillage radioélectrique subi, même si le brouillage est.


UN 38.3


TELTONIKA NETWORKS UAB hereby confirms that under our sole responsibility that this device is in conformity with packaging and safety requirements defined by UN 38.3 requirements for Lithium Batteries (Cells).

Detailed compliance information is available at the following internet address: wiki.teltonika-networks.com/view/Certificates.

 This sign on the package means that it is necessary to read the User's Manual before you start using the device.

 This sign on the package means that all used electronic and electric equipment should not be mixed with general household waste.

 Hereby, TELTONIKA NETWORKS declares that this BAT120 is in compliance with the essential requirements and other relevant provisions of Directive 2014/30/EU and 2014/35/EU. The full text of the EU Declaration of Conformity is available at the following internet address: https://wiki.teltonika-networks.com/view/BAT120_CE.

 Hereby, TELTONIKA NETWORKS declares that the radio equipment type BAT120 is in compliance with Electrical Equipment (Safety) Regulations 2016 and EMC Regulations 2016. The full text of the UK declaration of conformity is available at the following internet address: https://wiki.teltonika-networks.com/view/BAT120_UKCA.

Warning

- This device is equipped with a lithium-ion cells. Do not open the casing to avoid cell damage or other hazards.
- It is strictly forbidden to dismantle, squeeze, pierce, insert any foreign object and short circuit BAT120, expose it to liquids, fire, and use or store it in environments where the temperature is above-specified limits.
- Disposal of a battery into fire or a hot oven, or mechanically crushing or cutting of a battery can result in an explosion.
- Leaving a battery in an extremely high temperature surrounding environment can result in an explosion or the leakage of flammable liquid or gas.

Operating conditions

- Operating temperature: 0° to +45° Celsius
- Humidity should be in the range of 10% to 90% (non-condensing). Only use the device in dry environments.
- Out of direct sunlight
- Away from heat source, corrosive substances, salts, and flammable gases

Attention: operation outside the permissible range can considerably shorten the service life of the device.

Storing conditions

If the device is not used for a long time, please store it in dry and shady places under the following conditions:

- Storage temperature (within 30 days): -20° to +35° Celsius
- Storage temperature (within 90 days): -20° to +30° Celsius
- Storage humidity: 45% to 75%
- Keep the battery in a 50% charged state

Faulty and damaged products

- Do not attempt to disassemble the device or its accessories.
- Only qualified personnel must service or repair the device or its accessories.
- If your device or its accessories have been submerged in water punctured or subjected to a severe fall, do not use until they have been checked at an authorized service center.

Electrical safety

- Only use approved accessories.
- Do not connect with incompatible products or accessories.
- It is recommended to ground devices with grounding terminals before connecting them to power. Failure to ground appropriately might result in a shock hazard. The cross-sectional area of the protective grounding conductor should be at least 1mm².

Product handling

- You alone are responsible for how you use your device and any consequences related to its use.
- Use of your device is subject to safety measures designed to protect users and their environment.
- Always treat your device and its accessories with care and keep it in a clean and dust-free place.
- Do not expose your device or its accessories to open flames or lit tobacco products, liquid, moisture, or high humidity.
- Do not drop, throw or try to bend your device or its accessories.
- Do not use harsh chemicals, cleaning solvents, or aerosols to clean the device or its accessories.
- Do not paint your device or its accessories.
- Do not attempt to disassemble your device (exemptions for devices that require disassembly for SIM insertion) or its accessories: it does not contain any user-serviceable parts. For safety reasons, the equipment should be opened only by qualified personnel.
- Make sure to use ESD personal protective equipment while the equipment is serviced.
- Do not use your device in an enclosed environment where heat dissipation is poor.
- Prolonged use in such space may cause excessive heat and raise ambient temperature, which will lead to the automatic shutdown of your device or the disconnection of the mobile network connection for your safety. To use your device again after such a shutdown, cool it in a well-ventilated place before turning it on.
- Please check all national laws and local regulations for the disposal of electronic products.
- Do not operate the device where ventilation is restricted.
- Do not use or install this product near water to avoid fire or shock hazards.
- Avoid exposing the equipment to rain or damp areas.
- Arrange power and Ethernet cables so that they are not likely to be stepped on or have items placed on them.
- Ensure that the voltage and the rated current of the power source match the device's requirements. Do not connect the device to an inappropriate power source.
- During a thunderstorm, no operations should be carried out on the device and cables.
- The unit must be powered off where blasting is in progress and explosive atmospheres are present or near medical life support equipment.
- Do not leave your device and its accessories within reach of small children or allow them to play with it. They could hurt themselves or others and could accidentally damage the device. Your device contains small parts with sharp edges that may cause an injury choking hazard.
- Like any wireless device, this device operates using radio signals, which cannot guarantee connection in all conditions. Therefore, you must never rely solely on any wireless device for emergency communications or otherwise use the device in situations where the interruption of data connectivity could lead to death, personal injury, property damage, data, or other loss.
- The device may become warm during regular use.

Front view



LED INFORMATION

- IN PWR LED lights up - PSU connected to IN PWR socket.
- OUT PWR LED lights up - OUT PWR socket connected to the device.
- POWER LEDs light up - Shows BAT120 state of charge. Every LED is 25% of SOC.
- All LEDs blinking every 500 ms - BAT120 overheated.
- OUT PWR LED blinking every 500 ms - OUT PWR shorted / battery is discharged.
- POWER LEDs lighting up in sequence - BAT120 is charging.
- POWER LEDs blinks every 5 s - BAT120 is in normal operating mode.

Back view



Connectors

IN POWER SOCKET PINOUT



OUT POWER SOCKET PINOUT



Video Quick Start Guide

Need help setting up your Teltonika Networks BAT120 Uninterruptible Power Supply Unit with the Industrial Cellular Router? Check out our Quick Start Guide video, and follow the simple, step-by-step instructions to get your new device up and running easily.

Hardware installation

