

RUT240 Network (legacy WebUI)

[Main Page](#) > [RUT Routers](#) > [RUT240](#) > [RUT240 Manual](#) > [RUT240 Legacy WebUI](#) > [RUT240 Status section \(legacy\)](#) > **RUT240 Network (legacy WebUI)**

The information in this page is updated in accordance with firmware version [RUT2XX_R_00.01.14.7](#).

Note: this user manual page is for RUT240's old WebUI style available in earlier FW versions. [Click here](#) for information based on the latest FW version.

□

Contents

- [1 Summary](#)
- [2 Mobile](#)
- [3 WAN](#)
- [4 LAN](#)
 - [4.1 LAN Information](#)
 - [4.2 DHCP Leases](#)
 - [4.3 Ports](#)
- [5 Wireless](#)
- [6 Wireless Information](#)
 - [6.1 Wireless Status](#)
 - [6.2 Associated Stations](#)
- [7 OpenVPN](#)
- [8 VRRP](#)
- [9 Access](#)
 - [9.1 Access Information](#)
 - [9.2 Last Connections](#)

Summary

The **Network** page contains information related to the device's networking features. This chapter is an overview of the Network page in RUT240 devices.

Mobile

The **Mobile** section displays information about the mobile connection and the SIM card in use. The figure below is an example of the Mobile page:

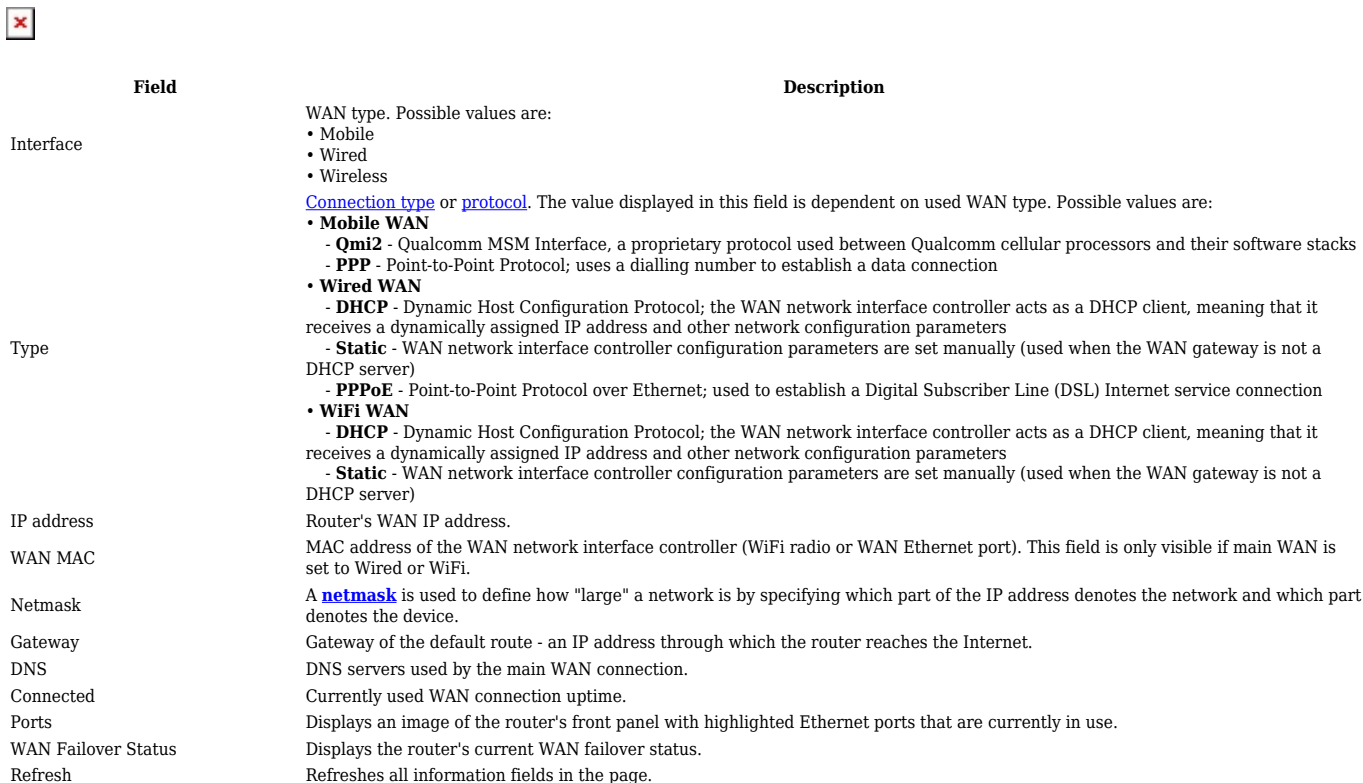
✖

field name	description
Data connection state	Indicates whether the device has an active mobile data connection
IMEI	The IMEI (International Mobile Equipment Identity) is a unique 15 decimal digit number used to identify cellular modules. GSM network operators use the IMEI to identify devices in their networks
IMSI	The IMSI (international mobile subscriber identity) is a unique 15 decimal digit (or less) number used to identify the user of a cellular network

ICCID	SIM card's ICCID is a unique serial number used to identify the SIM chip The current SIM card state. Possible values are:
SIM card state	<ul style="list-style-type: none"> • Ready - SIM card is inserted and ready to be used • Inserted - SIM card is inserted • Not inserted - SIM card is not inserted • Unknown - unable to obtain SIM card state value. Possible communication issue between the the device and the modem
Signal strength	Received signal strength indicator (RSSI) measured in dBm. Values closer to 0 indicate a better signal strength
Cell ID	The ID of the cell that the modem is currently connected to Overall signal quality is defined by different measurements for different connection types. Short explanations and recommendations are provided below. Click here for more in-depth information or click on one of the links below:
Signal level measurements	<ul style="list-style-type: none"> • 4G <ul style="list-style-type: none"> - RSRP - reference signal received power, measured in dBm. Values closer to 0 indicate better signal strength - RSRQ - reference signal received quality, measured in dB. Values closer to 0 indicate a better rate of information transfer - SINR - signal-to-interference-plus-noise ratio, measured in dB. Higher values indicate a better rate of information transfer • 3G <ul style="list-style-type: none"> - EC/IO - downlink carrier-to-interference ratio. Values range from -20 to 0 (closer to 0 indicates better signal quality/cleanliness) - RSCP - received signal code power. Values range from -124 to 0 (closer to 0 indicates better signal strength) • 2G <ul style="list-style-type: none"> - RSSI - received signal strength indicator, measured in dBm. Values closer to 0 indicate better signal strength
Operator	Network operator's name Shows whether the network has currently indicated the registration of the mobile device. Possible values are:
Operator state	<ul style="list-style-type: none"> • Unregistered - not registered to a network and the device is not currently searching for a new operator to register to • Registered (home) - registered, home network • Searching - not registered to a network, but the device is currently searching for a new operator to register to • Network denied - registration to network denied by operator • Unknown - operator state is currently unknown • Registered (roaming) - registered to network, roaming conditions
Connection type	Mobile connection connection type. Possible values are: <ul style="list-style-type: none"> • 2G: 2G (GSM), 2G (GPRS), 2G (EDGE) • 3G: 3G (WCDMA), 3G (HSDPA), 3G (HSUPA), 3G (HSPA), 3G (HSPA+), 3G (DC-HSPA+), 3G (HSDPA+HSUPA), UMTS • 4G: 4G (LTE) • N/A - not possible to determine at the moment
Connected band	Currently used frequency band. For more information on supported frequency bands, click here
Bytes received	Amount of data received through the mobile interface
Bytes sent	Amount of data sent through the mobile interface
Restart Modem	Reboots the device's cellular module
Restart Connection	Restarts the mobile connection
(Re)register	Registers to the mobile network
Refresh	Refreshes all information fields in the page

WAN

The **WAN** section displays information about the Main and Backup WAN connections. The figure below is an example of the Mobile page:



Field	Description
Interface	WAN type. Possible values are: <ul style="list-style-type: none"> • Mobile • Wired • Wireless Connection type or protocol . The value displayed in this field is dependent on used WAN type. Possible values are: <ul style="list-style-type: none"> • Mobile WAN <ul style="list-style-type: none"> - Qmi2 - Qualcomm MSM Interface, a proprietary protocol used between Qualcomm cellular processors and their software stacks - PPP - Point-to-Point Protocol; uses a dialing number to establish a data connection • Wired WAN <ul style="list-style-type: none"> - DHCP - Dynamic Host Configuration Protocol; the WAN network interface controller acts as a DHCP client, meaning that it receives a dynamically assigned IP address and other network configuration parameters - Static - WAN network interface controller configuration parameters are set manually (used when the WAN gateway is not a DHCP server)
Type	<ul style="list-style-type: none"> - PPPoE - Point-to-Point Protocol over Ethernet; used to establish a Digital Subscriber Line (DSL) Internet service connection • WiFi WAN <ul style="list-style-type: none"> - DHCP - Dynamic Host Configuration Protocol; the WAN network interface controller acts as a DHCP client, meaning that it receives a dynamically assigned IP address and other network configuration parameters - Static - WAN network interface controller configuration parameters are set manually (used when the WAN gateway is not a DHCP server)
IP address	Router's WAN IP address.
WAN MAC	MAC address of the WAN network interface controller (WiFi radio or WAN Ethernet port). This field is only visible if main WAN is set to Wired or WiFi.
Netmask	A netmask is used to define how "large" a network is by specifying which part of the IP address denotes the network and which part denotes the device.
Gateway	Gateway of the default route - an IP address through which the router reaches the Internet.
DNS	DNS servers used by the main WAN connection.
Connected	Currently used WAN connection uptime.
Ports	Displays an image of the router's front panel with highlighted Ethernet ports that are currently in use.
WAN Failover Status	Displays the router's current WAN failover status.
Refresh	Refreshes all information fields in the page.


WAN settings can be customized via the **Network** → [WAN](#) page.

LAN

The **LAN** section displays information about your Local Area Network and active DHCP leases.

LAN Information


The **LAN Information** section contains data on the router's LAN interface(s). The figure below is an example of the LAN Information section:



Field	Description
Name	LAN interface name
IP address	Router's LAN IP address
Netmask	A netmask is used to define how "large" a network is by specifying which part of the IP address denotes the network and which part denotes the device
Ethernet MAC address	Router's LAN MAC address
Connected for	LAN interface uptime

DHCP Leases

The **DHCP Leases** section contains information on DHCP clients that hold active DHCP lease. The figure below is an example of the DHCP Leases section:



Field	Description
Hostname	DHCP client's hostname.
IP address	DHCP client's IP address.
LAN name	LAN interface name through which the client is connected to the router.
MAC address	DHCP client's MAC address.
Lease time remaining	Remaining lease time for a DHCP client. Active DHCP lease holders will try to renew their DHCP leases after a half of the lease time passes. DHCP lease settings can be changed in the Network → LAN → DHCP Server section.

Ports

The **Ports** displays an image of the router's front panel with highlighted Ethernet ports that are currently in use. The Refresh button refreshes all information fields in the page. The figure below is an example of the Ports section:



Wireless

The **Wireless** section displays information about wireless connections and associated WiFi stations.

Wireless Information


The figure below is an example of the **Wireless Information** section:



Field name	Description
Channel	Currently used channel. In most countries there are 13 WiFi channels on the 2.4 GHz band (14 in Japan) to choose from
Country Code	Indicates currently used country code (SO/IEC 3166 alpha2 country codes as defined in ISO 3166-1 standard)

Wireless Status


The **Wireless Status** section contains information about Wireless Access Points. The figure below is an example of the **Wireless Status** section:



Field name	Description
SSID	The broadcasted SSID (Service Set Identifier) of the wireless network.
Mode	Connection mode. Can either be Access Point (AP) or Client. In AP mode others can connect to this router's wireless connection. In client mode router connects to other wireless networks.
Encryption	The type of WiFi encryption used.
Wireless MAC	The MAC (Media Access Control) address of the access point radio.
Signal Quality	The signal quality between router's radio and some other device that is connected to the router.
Bit rate	The maximum possible physical throughput that the router's radio can handle. Bit rate will be shared between router and other possible devices which connect to local Access Point (AP) .

Associated Stations


The **Associated Stations** section contains information about devices that are connected to Wireless Access Point. The figure below is an example of the **Associated Stations** section:



Field name	Description
MAC address	Associated station's MAC (Media Access Control) address.
Device Name	Currently connected device name.
Signal	Received Signal Strength Indicator (RSSI). Signal's strength measured in dBm.
RX rate	The rate at which packets are received from associated station.
TX rate	The rate at which packets are sent to associated station.

OpenVPN


The OpenVPN section displays information about the OpenVPN connection (either client or server).



Field name	Description
Enabled	Indicates whether OpenVPN server/client is enabled or not.
Status	Shows connection status.
Type	Shows whether the router is a server or client.
IP	Router's OpenVPN IP address.
Mask	A netmask is used to define how "large" a network is by specifying which part of the IP address denotes the network and which part denotes the device.
Time	Shows OpenVPN connection uptime.

VRRP

The VRRP section displays VRRP status information.



Field name	Description
Status	Shows whether VRRP is enabled or not.

Virtual IP	Virtual IP address for LAN's VRRP cluster.
Priority	Indicates router's priority.
Router	Shows whether the router is Master or Backup.

Access

Access Information

The Access Information section displays the status of both local and remote SSH, HTTP and HTTPS access and shows the number of current connections to your router through each of those protocol.



	Field name	Description
Type		Shows access type.
Status		Indicates whether that access type is enabled or not.
Port		Shows which port which type of access uses.
Active connections		Currently active connections count and data usage.

Last Connections

The Last Connections section displays three of the last local and remote connections to your router via SSH, HTTP and HTTPS and their status (either failed or successful).



	Field name	Description
Type		Shows access type.
Date		Indicates connection date.
IP		Shows what IP address connected.
Authentication Status		Shows whether authentication was successful or not.