


















Talk:RUT955 Powering Options

RUT955 routers can be powered from a power socket or over an Ethernet port. Depending on your network architecture you can use the LAN1 port to power the device.



RUT955 routers can also be powered from a power socket and over Ethernet simultaneously. The power socket has higher priority meaning that the device will draw power from the power socket as long as it is available.

When a RUT955 device is switching from one power source to another it loses power for a fraction of a second and may reboot. The device will function correctly after the reboot.

Pin	Signal ID	T568A Color	T568B Color	Pins on plug face (socket is reversed)
1	TX+	 white/green stripe	 white/orange stripe	
2	TX-	 green solid	 orange solid	
3	RX+	 white/orange stripe	 white/green stripe	
4		 blue solid	 blue solid	
5	7 - 30 VDC	 white/blue stripe	 white/blue stripe	
6	RX-	 orange solid	 green solid	
7	GROUND	 white/brown stripe	 white/brown stripe	
8	GROUND	 brown solid	 brown solid	

Though the device can be powered over an Ethernet port it is not compliant with the IEEE 802.3af-2003 standard. Powering a RUT955 device from a IEEE 802.3af-2003 power supply will damage the device as it is not rated for input voltages of the PoE standard.

Connector type

I think, this information belongs to the Power socket section:

The plug is of this type:

https://www.molex.com/molex/products/part-detail/crimp_housings/0039013045. It is also used/known as a "ATX12V" or "(Intel) P4" power connector.