

















Template:Alternative A Table

802.3af/at Alternative A:

Pins at switch	T568A Color	T568B Color	10/100 Alternative A, mixed DC & data		1000 (1 gigabit) Alternative A, DC & bi-data	
Pin 1	 white/green stripe	 white/orange stripe	Rx +	DC +	TxRx A +	DC +
Pin 2	 green solid	 orange solid	Rx -	DC +	TxRx A -	DC +
Pin 3	 white/orange stripe	 white/green stripe	Tx +	DC -	TxRx B +	DC -
Pin 4	 blue solid	 blue solid	Unused	Unused	TxRx C +	
Pin 5	 white/blue stripe	 white/blue stripe	Unused	Unused	TxRx C -	
Pin 6	 orange solid	 green solid	Tx -	DC -	TxRx B -	DC -
Pin 7	 white/brown stripe	 white/brown stripe	Unused	Unused	TxRx D +	
Pin 8	 brown solid	 brown solid	Unused	Unused	TxRx D -	