

















Template:Alternative B Table

802.3af/at Alternative B:

Pins at switch	T568A Color	T568B Color	10/100 Alternative B, DC on spares	1000 (1 gigabit) Alternative B, DC & bi-data
Pin 1	 white/green stripe	 white/orange stripe	Rx +	TxRx A +
Pin 2	 green solid	 orange solid	Rx -	TxRx A -
Pin 3	 white/orange stripe	 white/green stripe	Tx +	TxRx B +
Pin 4	 blue solid	 blue solid	DC +	TxRx C + DC +
Pin 5	 white/blue stripe	 white/blue stripe	DC +	TxRx C - DC +
Pin 6	 orange solid	 green solid	Tx -	TxRx B -
Pin 7	 white/brown stripe	 white/brown stripe	DC -	TxRx D + DC -
Pin 8	 brown solid	 brown solid	DC -	TxRx D - DC -