

Template:Networking device manual powering options active poe

This chapter contains information on **powering options** supported by {{{name}}} access points.

□


















Contents

- [1 Active PoE](#)

Active PoE

The device can be powered by an ethernet cable via the **ethernet** port

[[File:{{{file_lan1}}}|{{{size_lan1}}}px]]

		RJ45 pinout:		
	10/100 Pin mode B, DC on spares	T568A Color	T568B Color	Pins on plug face (socket is reversed)
1	TX+	 white/green stripe	 white/orange stripe	
2	TX-	 green solid	 orange solid	
3	RX+	 white/orange stripe	 white/green stripe	
4	DC+ 44-57 V	 blue solid	 blue solid	
5	DC+ 44-57 V	 white/blue stripe	 white/blue stripe	
6	RX-	 orange solid	 green solid	
7	DC-	 white/brown stripe	 white/brown stripe	
8	DC-	 brown solid	 brown solid	

[[Category:{{{name}}} Manual]]