







Template:Networking device manual product labels v1

The information in this page is relevant from `{{{batch}}}` batch.

Label/Print on the box

<div></div>		
Information displayed after scanning QR code: <code>{{{boxqr}}}</code>	Information displayed after scanning SN Barcode: 9999999999	Information displayed after scanning EAN Barcode: <code>{{{ean}}}</code>
<div></div>	<div></div>	<div></div>
Text on the label/print	QR or Barcode equivalent	Description
<code>{{{standart code}}}</code> *	-	Product code a.k.a., ordering code, displays under which product code the device was manufactured. Different product codes indicate different versions of the overall product. For example, devices with different product codes may support different LTE bands, come with different accessories, different firmware, etc. * <code>{{{standart code}}}</code> is only for standard order codes
SERIAL	SN	Serial number is a unique 10-digit device identifier. It is required when connecting the device to Teltonika's Remote Management System (RMS). The device can be added to RMS via the System → Administration → RMS page
IMEI	I	The IMEI (International Mobile Equipment Identity) is a unique 15 decimal digit number used to identify cellular modules. GSM network operators use the IMEI to identify devices in their networks
LAN MAC	M	The media access control (MAC) address is a unique identifier used to distinguish a network interface controller for communication in the data link layer (OSI layer2) Ethernet LAN MAC address - MAC address of the LAN Ethernet network interface. It is also required when connecting the device to Teltonika's Remote Management System (RMS). The device can be added to RMS via the System → Administration → RMS page
EAN	-	The International Article Number (a.k.a. European Article Number or EAN) is a standard describing a barcode symbology and numbering system used in global trade to identify a specific retail product type, in a specific packaging configuration, from a specific manufacturer
BATCH NO:	B	Batch number is a number that indicates the batch of materials

Label/Engraving on the product

<div></div>		
Information displayed after scanning QR code: <code>{{{productqr}}}</code>		
<div></div>		
Scanning the QR code with your mobile device should allow you to connect to the products WiFi.		
Text on the label/engraving	QR or Barcode equivalent	Description
IMEI	I	The IMEI (International Mobile Equipment Identity) is a unique 15 decimal digit number used to identify cellular modules. GSM network operators use the IMEI to identify devices in their networks
SERIAL	SN	Serial number is a unique 10-digit device identifier. It is required when connecting the device to Teltonika's Remote Management System (RMS). The device can be added to RMS via the System → Administration → RMS page
PASSWORD	DP	A custom passphrase used for product connection (at least 8 characters long)
SSID 2.4GHz or 5GHz	S	The broadcasted SSID (Service Set Identifier) of the wireless network
WIFI PASSWORD	P	A custom passphrase used for authentication (at least 8 characters long)
LAN MAC	M	The media access control (MAC) address is a unique identifier used to distinguish a network interface controller for communication in the data link layer (OSI layer2) Ethernet LAN MAC address - MAC address of the LAN Ethernet network interface. It is also required when connecting the device to Teltonika's Remote Management System (RMS). The device can be added to RMS via the System → Administration → RMS page. Only QR code
BATCH NO:	B	Batch number is a number that indicates the batch of materials. Only QR code

[[Category:{{{NAME}}} Manual]]