

Template:Networking rut9xx manual network legacy

The information in this page is updated in accordance with firmware version .

Note: this user manual page is for {{{name}}}'s old WebUI style available in earlier FW versions. **[[{{{name}}} Network|Click here]]** for information based on the latest FW version.

□

Contents

- [1 Summary](#)
- [2 LAN](#)
 - [2.1 LAN Information](#)
 - [2.2 DHCP Leases](#)
 - [2.3 Ports](#)
- [3 Wireless](#)
- [4 Wireless Information](#)
 - [4.1 Wireless Status](#)
 - [4.2 Associated Stations](#)
- [5 OpenVPN](#)
- [6 VRRP](#)
- [7 Topology](#)
- [8 Access](#)
 - [8.1 Access Information](#)
 - [8.2 Last Connections](#)
- [9 Wireguard](#)

Summary

The **Network** page contains information related to the device's networking features. This chapter is an overview of the Network page in {{{name}}} devices.

{{Template:Networking_rutxxx_manual_network_mobile_{{{mobile}}}} | name = {{{name}}} | file_mobile = {{{file_mobile}}} }}

{{Template:Networking_{{{series}}}_manual_network_wan | name = {{{name}}} | file_wan = {{{file_wan}}} }}

LAN

The **LAN** section displays information about your Local Area Network and active DHCP leases.

LAN Information

The **LAN Information** section contains data on the router's LAN interface(s). The figure below is an example of the LAN Information section:

[[File:{{{file_lan_information}}}]]

Field	Description
Name	LAN interface name
IP address	Router's LAN IP address
Netmask	A netmask is used to define how "large" a network is by specifying which part of the IP address denotes the network and which part denotes the device
Ethernet MAC address	Router's LAN MAC address
Connected for	LAN interface uptime

DHCP Leases

The **DHCP Leases** section contains information on DHCP clients that hold active DHCP lease. The figure below is an example of the DHCP Leases section:

[[File:{{{file_dhcp}}}]]

Field	Description
Hostname	DHCP client's hostname.
IP address	DHCP client's IP address.
LAN name	LAN interface name through which the client is connected to the router.
MAC address	DHCP client's MAC address.
Lease time remaining	Remaining lease time for a DHCP client. Active DHCP lease holders will try to renew their DHCP leases after a half of the lease time passes. DHCP lease settings can be changed in the Network → LAN → {{{name}}} LAN#General DHCP Server section.

Ports

The **Ports** displays an image of the router's front panel with highlighted Ethernet ports that are currently in use. The Refresh button refreshes all information fields in the page. The figure below is an example of the Ports section:

[[File:{{{file_lan_ports}}}]]

Wireless

The **Wireless** section displays information about wireless connections and associated WiFi stations.

Wireless Information


The figure below is an example of the **Wireless Information** section:



Field name	Description
Channel	Currently used channel. In most countries there are 13 WiFi channels on the 2.4 GHz band (14 in Japan) to choose from
Country Code	Indicates currently used country code (SO/IEC 3166 alpha2 country codes as defined in ISO 3166-1 standard)

Wireless Status


The **Wireless Status** section contains information about Wireless Access Points. The figure below is an example of the **Wireless Status** section:



Field name	Description
SSID	The broadcasted SSID (Service Set Identifier) of the wireless network
Mode	Connection mode. Can either be Access Point (AP) or Client. In AP mode others can connect to this router's wireless connection. In client mode router connects to other wireless networks
Encryption	The type of WiFi encryption used
Wireless MAC	The MAC (Media Access Control) address of the access point radio
Signal Quality	The signal quality between router's radio and some other device that is connected to the router
Bit rate	The maximum possible physical throughput that the router's radio can handle. Bit rate will be shared between router and other possible devices which connect to local Access Point (AP)

Associated Stations


The **Associated Stations** section contains information about devices that are connected to Wireless Access Point. The figure below is an example of the **Associated Stations** section:



Field name	Description
MAC address	Associated station's MAC (Media Access Control) address
Device Name	Currently connected device name
Signal	Received Signal Strength Indicator (RSSI). Signal's strength measured in dBm
RX rate	The rate at which packets are received from associated station
TX rate	The rate at which packets are sent to associated station

OpenVPN


The OpenVPN section displays information about the OpenVPN connection (either client or server).



Field name	Description
Enabled	Indicates whether OpenVPN server/client is enabled or not
Status	Shows connection status
Type	Shows whether the router is a server or client
IP	Router's OpenVPN IP address
Mask	A netmask is used to define how "large" a network is by specifying which part of the IP address denotes the network and which part denotes the device
Time	Shows OpenVPN connection uptime

VRRP

The VRRP section displays VRRP status information.



Field name	Description
Status	Shows whether VRRP is enabled or not
Virtual IP	Virtual IP address for LAN's VRRP cluster
Priority	Indicates router's priority
Router	Shows whether the router is Master or Backup

Topology

The Topology section is a visual representation of your LAN network.

[[File:{{{file_topology}}}|border|class=tl-t-border]]

Access

Access Information

The Access Information section displays the status of both local and remote SSH, HTTP and HTTPS access and shows the number of current connections to your router through each of those protocol.



Field name	Description
Type	Shows access type
Status	Indicates whether that access type is enabled or not
Port	Shows which port which type of access uses
Active connections	Currently active connections count and data usage

Last Connections

The Last Connections section displays three of the last local and remote connections to your router via SSH, HTTP and HTTPS and their status (either failed or successful).



Field name	Description
Type	Shows access type
Date	Indicates connection date
IP	Shows what IP address connected
Authentication Status	Shows whether authentication was successful or not

Wireguard

Displays the status of **Wireguard** connections (if any exist).



Field name	Description
Name	Wireguard instance name.
Public key	Indicates whether a public key exist in the configuration or not.
Firewall Mark	Indicates whether a firewall mark exist in the configuration or not.
Endpoint	Remote peer address:port.
Latest handshake	Indicates how long ago was the latest connection with this peer.
Transfer RX/TX	The number of Received (RX) and Transferred (TX) bytes while exchanging data with this peer.

[[Category:{{{name}}} Status section (legacy)]]