

Template:Networking rutos manual network

The information in this page is updated in accordance with firmware version .



Contents

- [1 Summary](#)
- [2 LAN](#)
- [3 Firewall](#)
- [4 Topology](#)

Summary

The **Network** page contains information related to the device's networking. This chapter is an overview of the Network page in {{{name}}} devices.

If you're having trouble finding this page or some of the parameters described here on your device's WebUI, you should **turn on "Advanced WebUI" mode**. You can do that by clicking the "Advanced" button, located at the top of the WebUI.



LAN

This tab displays information about the device's local network(s). The figure below is an example of the **Network** window:



lan information	
Name	LAN interface name
Address	IP address of the LAN interface
Netmask	Netmask of the LAN interface. In a sense, a netmask specifies the size of a network. In other words, it indicates which part of the IP address denotes the network, and which denotes the device
dhcp leases	
Interface	Interface which leased the address
Hostname	Hostname of a LAN client
IP Address	IP address of a LAN client
MAC Address	MAC address of a LAN client
Leasetime Remaining	Remaining lease time for a DHCP client. Active DHCP lease holders will try to renew their DHCP leases after a half of the lease time passes.
Static Lease	This action will reserve currently assigned IP address for the device in Network -> Interfaces -> Static leases.





Similarly there is an IPv6 dedicated tab.



lan information	
Name	LAN interface name
Address	IP address of the LAN interface
Delegated prefix	The delegated prefix is a smaller subnet given to a device to lease IPv6 addresses for its own DHCPv6 clients.
dhcp leases	
Interface	Interface which leased the address
Hostname	Hostname of a LAN client
Address	IP address of a LAN client
Delegated prefix	The delegated prefix is a smaller subnet given to a device to lease IPv6 addresses for its own DHCPv6 clients.
DUID	DHCP unique identifier is used by DHCPv6 to identify device. Similar to MAC that is used by DHCPv4.
Leasetime Remaining	Remaining lease time for a DHCP client. Active DHCP lease holders will try to renew their DHCP leases after a half of the lease time passes.
Static Lease	This action will reserve currently assigned IP address for the device in Network -> Interfaces -> Static leases.


Firewall

This tab displays information about the device's firewall. Info is shown of IPv4 and IPv6 traffic. The figure below is an example of the **Firewall** page tables:

Field name	Description
Reset counters	Resets all traffic and packet fields
Name	Name of the chain
Traffic	Size of traffic that was matched to the chain
Packets	Count of packets that were matched to the chain
Policy	Policy for traffic entering the zone.
Rules	Count of rules the chain has
References	Count of times the chain was referenced in other chains

For more information about specific firewall chain, **INFO** button can be pressed. Window like this should pop up:



Field name	Description
Traffic	Size of traffic that was matched to the rule
Packets	Count of packets that were matched to the rule
Target	Name of the rule (if highlighted you can click it to open modal to it)
Protocol	Filters by Internet protocol
In	Filters by inbound interface
Out	Filters by outbound interface
Source	Filters by source address
Destination	Filters by destination address
Options	Additional iptables options
Comment	Filters by comment

Topology

The **Topology** tab allows scanning of WAN, LAN or both interfaces via arp scan to check active connected devices. After scan it shows how many active devices were found and on which interface.



All active devices

This section displays the results of the scan.



field name		description
Hostname (Vendor)		Hostname of scanned device
IP Address		IP address of scanned device
MAC Address		MAC address of scanned device
Type		The type of connection
Interface		The interface the scanned device is connected

[[Category:{{{name}}}] Status section]]