

# Template:Networking trb245 first start safety information

## Safety information

The TRB245 gateway must be used in compliance with any and all applicable national and international laws and with any special restrictions regulating the utilization of the communication module in prescribed applications and environments.

### Radio specifications

RF technologies 2G, 3G, 4G, GNSS


Max. RF power 33 dBm@GSM, 24 dBm@WCDMA, 23 dBm@LTE


### Bundled accessories specifications\*


Power adapter	Input: 0.4 A@100-240 VAC, output 9 VDC, 1 A, connected to 16 pin terminal block
Mobile antenna	698~960/1710~2690 MHz, 50 $\Omega$ , VSWR < 3, gain** 3 dBi, omnidirectional, SMA male connector
GNSS antenna	1575.42~1602 MHz, 2.2~5 VDC, VSWR < 1.5, gain** 28 dB (typ.), RHCP polarization, SMA male connector

\* Order code dependent.

\*\* Higher gain antenna can be connected to compensate for cable attenuation when a cable is used. The user is responsible for the compliance with the legal regulations.

 This sign on the package means that is necessary to read the User's Manual before you start using the device

 This sign on the package means that all used electronic and electric equipment should not be mixed with general household waste

 Hereby, Teltonika declares that the radio equipment type TRB245 is in compliance with [Directives](#): 2014/53/EU, 2014/35/EU, 2014/30/EU. The full text of the EU declaration of conformity is available at the following internet address: <https://teltonika-networks.com/product/trb245/>