

# RUT950 Auto Reboot (legacy WebUI)

[Main Page](#) > [RUT Routers](#) > [RUT950](#) > [RUT950 Manual](#) > [RUT950 Legacy WebUI](#) > [RUT950 Services section \(legacy\)](#) > **RUT950 Auto Reboot (legacy WebUI)**

The information in this page is updated in accordance with firmware version [RUT9XX\\_R\\_00.06.09.5](#).

**Note:** this user manual page is for RUT950's old WebUI style available in earlier FW versions. [Click here](#) for information based on the latest FW version.

□

## Contents

- [1 Summary](#)
- [2 Ping Reboot](#)
  - [2.1 Ping Reboot Settings](#)
- [3 Periodic Reboot](#)
- [4 Wget Reboot](#)

## Summary

Various automatic router reboot scenarios can be configured in the **Auto Reboot** page. Automatic reboots can be used as a prophylactic or precautionary measure that ensures the device will self-correct some unexpected issues, especially related to connection downtime.

This chapter of the user manual provides an overview of the Auto Reboot page for RUT950 devices.

## Ping Reboot

The **Ping Reboot** function periodically sends Ping commands to a specified IP address and wait for received responses. If no response is received, the device will send Ping commands a defined number of times at a defined frequency. If no response is received after the defined number of unsuccessful retries, the device will commit the specified action (reboot, by default).

The Ping Reboot section contains one pre-configured rule by default. The figure below is an example of that rule and the table below provides information on the fields that make up that rule:




Field	Value	Description
Enable	yes   no; Default: <b>no</b>	Turns the rule ON or OFF
Action	Reboot   Modem restart   Restart mobile connection   (Re)register   none; Default: <b>Reboot</b>	The action that will be taken if no ICMP echo is received

Interval (min)	5 mins   15 mins   30 mins   1 hour   2 hours; Default: <b>5 mins</b>	Interval at which ping requests are sent to the specified host
Ping timeout (sec)	integer [1..9999]; Default: <b>5</b>	Maximum response time (in seconds). If no echo is received after the amount of time specified in this field, the ping request is considered to have failed
Packet size	integer [0..1000]; Default: <b>56</b>	Ping packet size in bytes
Retry count	integer [1..9999]; Default: <b>2</b>	Indicates how many additional times the device will try sending ping requests if the initial one fails
Host to ping	host   ip; Default: <b>8.8.8.8</b>	Indicates the host to which ping requests will be sent
Edit	- (interactive button)	Redirects the user to the rule's configuration window
Delete	- (interactive button)	Removes the rule from the configuration

## Ping Reboot Settings

If you click the "Edit" button located to a ping reboot rule, you will be redirected to that rule's configuration window. The figure below is an example of that window and the table below provides information on the fields contained in that window:




Field	Value	Description
Enable	yes   no; Default: <b>no</b>	Turns the rule ON or OFF
No action on data limit	yes   no; Default: <b>no</b>	If enabled, stops taking actions after data limit is reached
Action if no echo is received	Reboot   Modem restart   Restart mobile connection   (Re)register   none; Default: <b>Reboot</b>	The action that will be taken if no ICMP echo is received
Interval between pings	5 mins   15 mins   30 mins   1 hour   2 hours; Default: <b>5 mins</b>	Interval at which ping requests are sent to the specified host
Ping timeout (sec)	integer [1..9999]; Default: <b>5</b>	Maximum response time (in seconds). If no echo is received after the amount of time specified in this field, the ping request is considered to have failed
Packet size	integer [0..1000]; Default: <b>56</b>	Ping packet size in bytes
Retry count	integer [1..9999]; Default: <b>2</b>	Indicates how many additional times the device will try sending ping requests if the initial one fails
Interface	Automatically selected   Ping from mobile; Default: <b>Automatically selected</b>	Specifies through which interface the pings will be sent. If <b>Automatically selected</b> is set, the pings will go through the main WAN interface
Host to ping	host   ip; Default: <b>8.8.8.8</b>	Indicates the host to which ping requests will be sent

## Periodic Reboot

**Periodic Reboot** is a function that reboots the router at a specified time interval regardless of other circumstances. It can be used as prophylactic measure, for example, to reboot the router once at the end of every week.

The figure below is an example of the Periodic Reboot configuration page and the table below provides information on the fields contained in that page:




Field	Value	Description
Enable	yes   no; Default: <b>no</b>	Turns Periodic Reboot ON or OFF
Days	Monday   Tuesday   Wednesday   Thursday   Friday   Saturday   Sunday; Default: <b>none</b>	The day or multiple days on which the router will reboot
Hour	integer [0..23]; Default: <b>23</b>	The hour of the day on which the router will reboot
Minute	integer [0..59]; Default: <b>0</b>	The minute of the hour on which the router will reboot

## Wget Reboot

**Wget** is a computer program that retrieves content from web servers. The **Wget Reboot** function works in a very similar manner to Ping Reboot. While Ping Reboot sends ping requests to determine whether the conditions for the specified action have been met, Wget Reboot attempts to retrieve the contents of a web server.

The figure below is an example of the Wget Reboot configuration page and the table below provides information on the fields contained in that page:



Field	Value	Description
Enable	yes   no; Default: <b>no</b>	Turns Wget Reboot ON or OFF
Action if no response is received	Reboot   Modem restart   Restart mobile connection   (Re)register   Send SMS   None; Default: <b>Reboot</b>	The action that will be performed after the specified number of failed Wget requests
Interval between requests	5 mins   15 mins   30 mins   1 hour   2 hours; Default: <b>5 mins</b>	Interval at which Wget requests will be sent to the specified host or IP address
Wget timeout (sec)	integer [1..9999]; Default: <b>2</b>	Maximum response time (in seconds). If no response is received after the amount of time specified in this field, the Wget request is considered to have failed
Retry count	integer [1..9999]; Default: <b>5</b>	Indicates how many additional times the device will try retrieving the web server's content with Wget if the initial attempt fails
Host to ping	host   ip; Default: <b>www.google.com</b>	Host or IP address to send Wget requests to