

# RUTX10 Product Labels

[Main Page](#) > [RUTX Routers](#) > [RUTX10](#) > [RUTX10 Manual](#) > **RUTX10 Product Labels**

The information in this page is relevant from **030** batch.


## Label/Print on the box




Information displayed after scanning QR code:  
SN:999999999;M:AABBCCDDEEFF;B:999;



Information displayed after scanning SN Barcode:  
9999999999



Information displayed after scanning Barcode:  
4779027312453



### Text on the label/print QR or Barcode equivalent

### Description

RUTX1000000\*

-

Product code a.k.a., ordering code, displays under which product code the device was manufactured. Different product codes indicate different versions of the overall product. For example, devices with different product codes may support different LTE bands, come with different accessories, different firmware, etc.  
**\*RUTX10000000** is only for standard order codes

SERIAL

SN

Serial number is a unique 10-digit device identifier. It is required when connecting the device to Teltonika's Remote Management System (RMS). The device can be added to RMS via the **System → Administration → RMS** page

LAN MAC

M

The media access control (MAC) address is a unique identifier used to distinguish a network interface controller for communication in the data link layer (OSI layer2)  
Ethernet LAN MAC address - MAC address of the LAN Ethernet network interface. It is also required when connecting the device to Teltonika's Remote Management System (RMS). The device can be added to RMS via the **System → Administration → RMS** page

EAN

-

The International Article Number (a.k.a. European Article Number or **EAN**) is a standard describing a barcode symbology and numbering system used in global trade to identify a specific retail product type, in a specific packaging configuration, from a specific manufacturer

BATCH NO:

B

Batch number is a number that indicates the batch of materials

## Label on the product

SERIAL 9999999999 BATCH NO: 999

LAN MAC AABBCCDDEEFF

SSID 2.4GHz RUT\_BBAA\_2G

SSID 5GHz RUT\_CCBB\_5G

WIFI PASSWORD 99999999

USERNAME admin

PASSWORD 99999999


Information displayed after scanning QR code:

WiFi:T:WPA;S:RUT\_BBAA\_2G;P:99999999;SN:999999999;M:AABBCCDDEEFF;U:admin;PW:99999999;B:999; 9999999999



Information displayed after scanning SN Barcode:

9999999999



Scanning the QR code with your mobile device should allow you to connect to the products WiFi.

Text on the sticker	QR or Barcode equivalent	Description
SERIAL	SN	Serial number is a unique 10-digit device identifier. It is required when connecting the device to Teltonika's Remote Management System ( <a href="#">RMS</a> ). The device can be added to RMS via the <b>System → Administration → RMS</b> page
LAN MAC	M	The media access control (MAC) address is a unique identifier used to distinguish a network interface controller for communication in the data link layer (OSI layer2) Ethernet LAN MAC address - MAC address of the LAN Ethernet network interface. It is also required when connecting the device to Teltonika's Remote Management System ( <a href="#">RMS</a> ). The device can be added to RMS via the <b>System → Administration → RMS</b> page
SSID 2.4GHz or 5GHz	S	The broadcasted SSID (Service Set Identifier) of the wireless network
WIFI PASSWORD	P	A custom passphrase used for authentication (at least 8 characters long)
USERNAME	U	A default value "admin" is used for product connection
PASSWORD	PW	A custom passphrase used for product connection (at least 8 characters long)
BATCH NO:	B	Batch number is a number that indicates the batch of materials